

NW	2000	2000	2000	2000		
NL	2000	2500	3000	3500		
A	3445	3880	4310	4740		
B	3400	3835	4270	4700		
F (kN)		C	1000	1250	1500	1750
Load	60	D	1025	1280	1530	1780
F1		E	1745	2180	2610	3045
F2		F	1700	2135	2570	3000
F3		G	3970	4220	4470	4720
F4		H	3945	4195	4445	4695

- NL** - Nominal Length
- NW** - Nominal Width
- SL** - Square Level
- H** - Constructional height of the platform

PVC electrical conduit (min. Ø60) for electrical connections between dock leveler and control panel. Power supply: 3P+N+PE, recommended wire cross-section: 1,5 mm²
 At bumper fixation points forces of 59 kN to be expected on prefabricated concrete with 30 tons lorries and velocity of 5 km/h
 Preparation of the dock by the general contractor

Drew	S. Włóczyk	11.07.2022
Checked		
Approved		

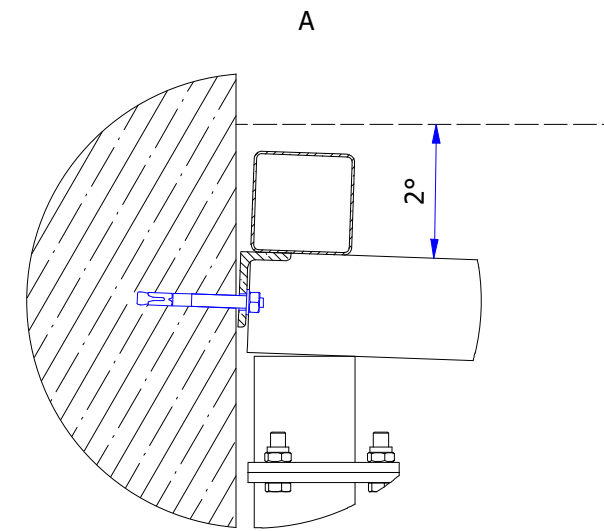
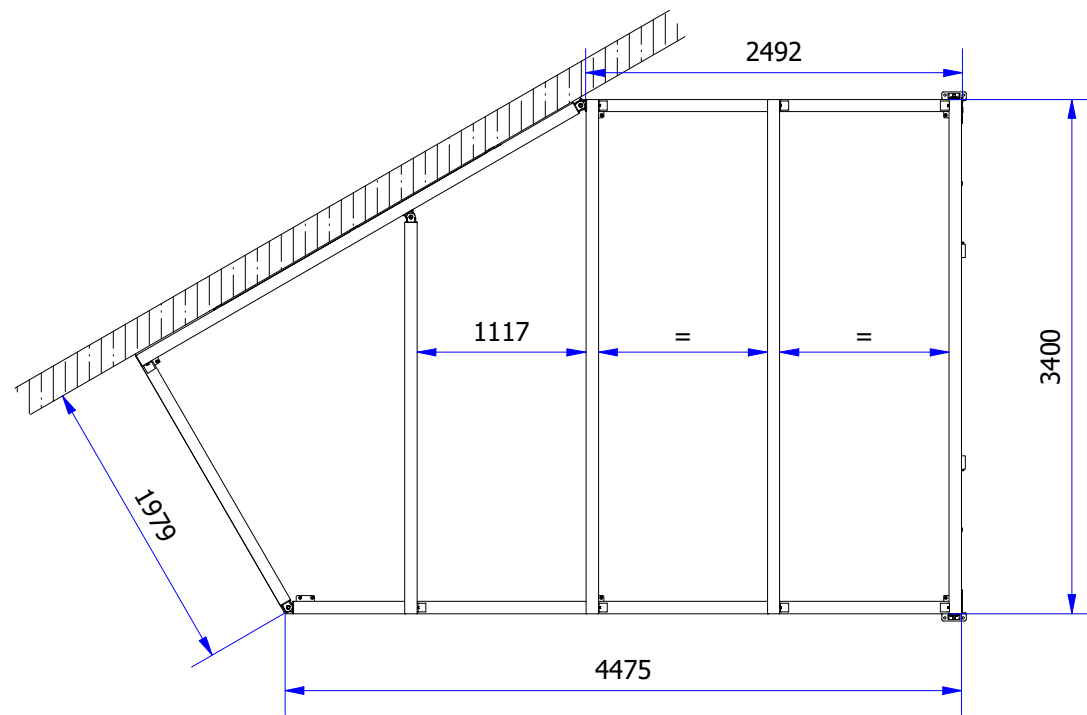
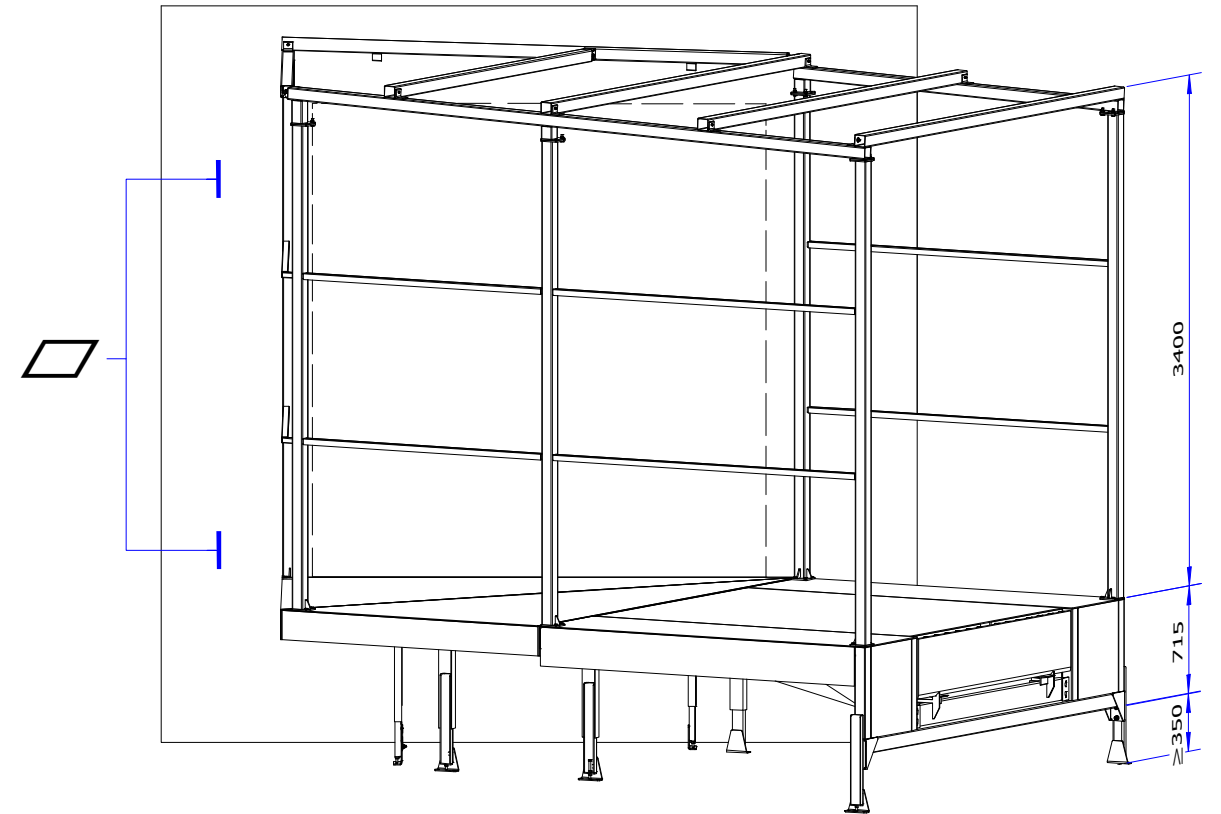
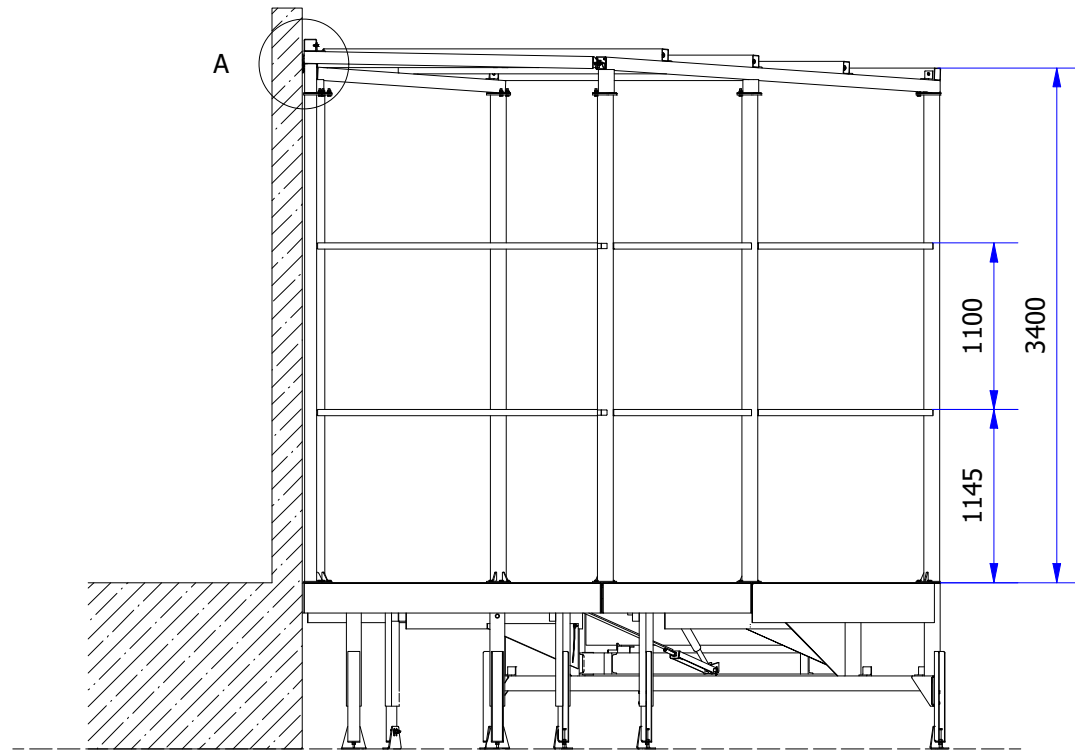


Domek przeładunkowy
AMTR-D

NW x NH

A3

* The drawing is an illustrative drawing, not made to scale. Detailed technical solutions may differ from the ones shown in the drawing.



▧ Maintain the flatness of the surface along the entire height of the house assembly

* The drawing is an illustrative drawing, not made to scale. Detailed technical solutions may differ from the ones shown in the drawing.

Drew	S. Włóczyk	11.07.2022
Checked		
Approved		



Domek przeladunkowy
AMTR-D

NW x NH