

NW	2000	2000	2000	2000
NL	2000	2500	3000	3500
A	2965	3215	3465	3715
B	2940	3190	2440	3690
C	1700	2135	2570	3000
D	1745	2180	2610	3045
E	20	270	520	770
F	5	245	495	745
G	3445	3880	4310	4745
H	3400	3835	4270	4700

F (kN)		C	1700	2135	2570	3000
Load	60	D	1745	2180	2610	3045
		E	20	270	520	770
		F	5	245	495	745
		G	3445	3880	4310	4745
		H	3400	3835	4270	4700

- NL** - Nominal Length
- NW** - Nominal Width
- SL** - Square Level
- H** - Constructional height of the platform

PVC electrical conduit (min.  $\text{Ø}60$ ) for electrical connections between dock leveler and control panel. Power supply: 3P+N+PE, recommended wire cross-section: 1,5 mm<sup>2</sup>  
 At bumper fixation points forces of 59 kN to be expected on prefabricated concrete with 30 tons lorries and velocity of 5 km/h  
 Preparation of the dock by the general contractor

Drew	S. Włóczyk	11.07.2022
Checked		
Approved		

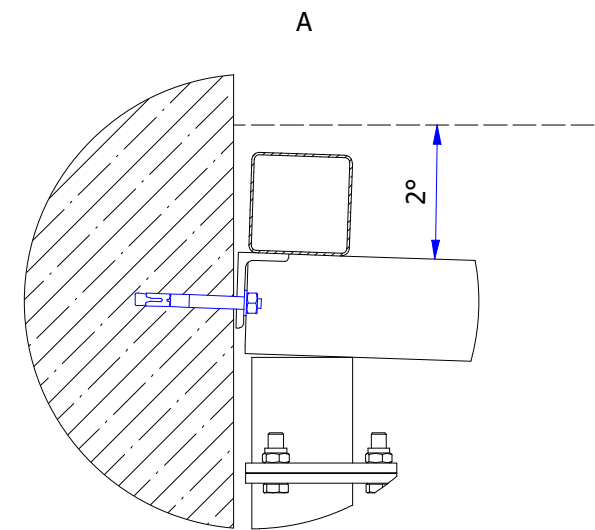
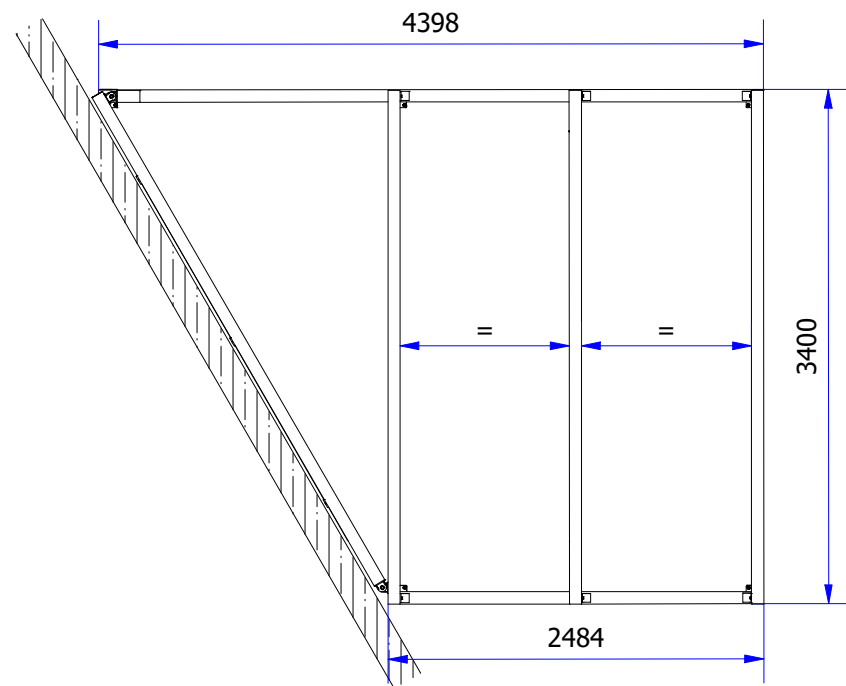
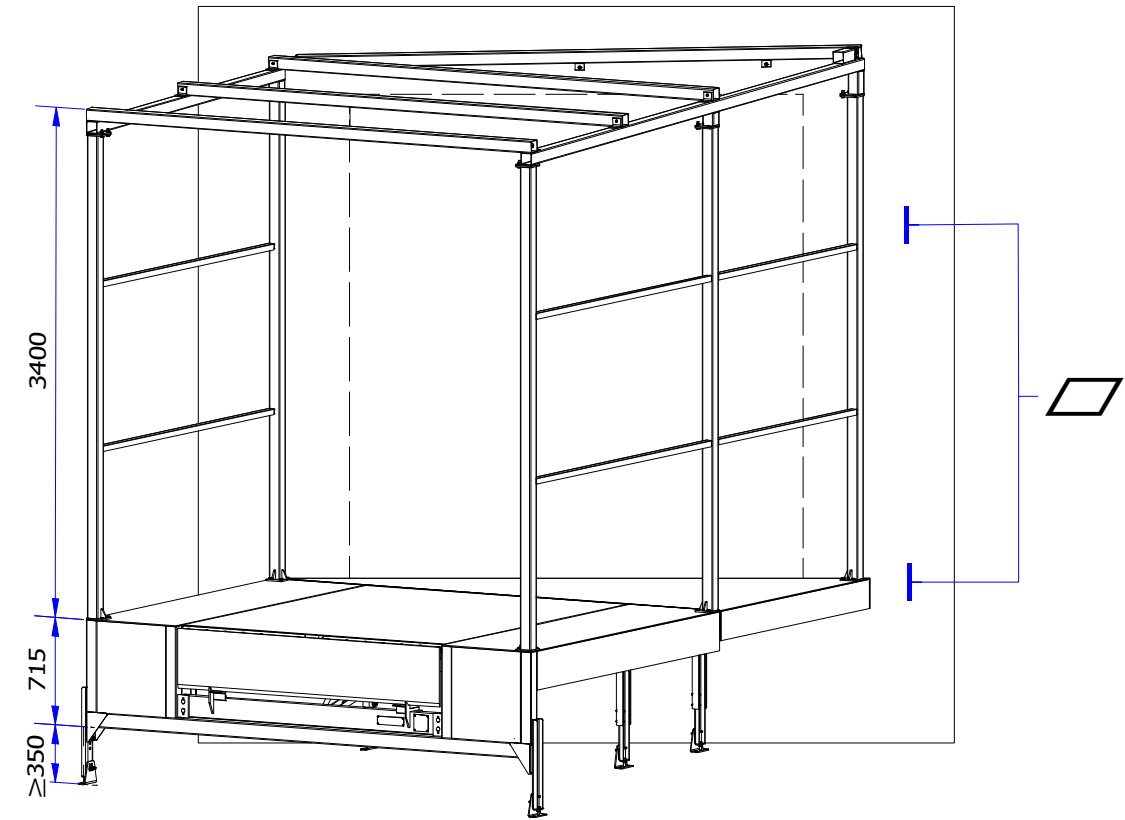
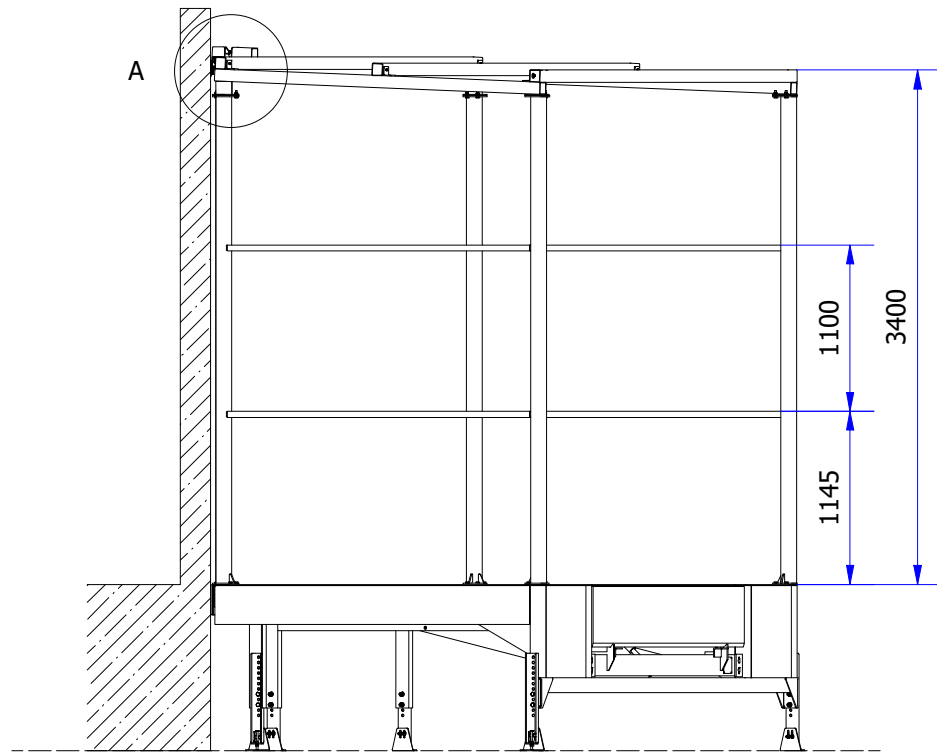


Domek przeładunkowy  
**AMTR-D**

NW x NH

A3

\* The drawing is an illustrative drawing, not made to scale. Detailed technical solutions may differ from the ones shown in the drawing.



▭ Maintain the flatness of the surface along the entire height of the house assembly

\* The drawing is an illustrative drawing, not made to scale. Detailed technical solutions may differ from the ones shown in the drawing.

Drew	S. Włóczyk	11.07.2022
Checked		
Approved		



Domek przeladunkowy  
AMTR-D

NW x NH